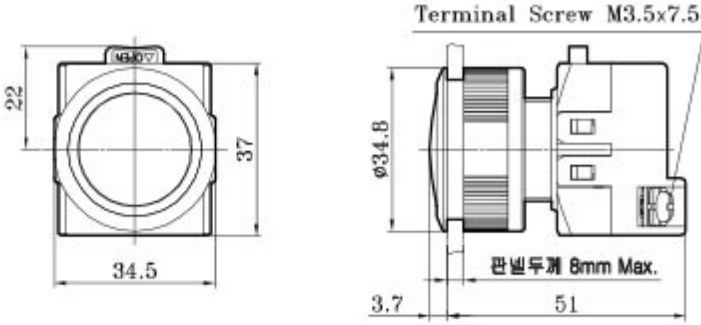
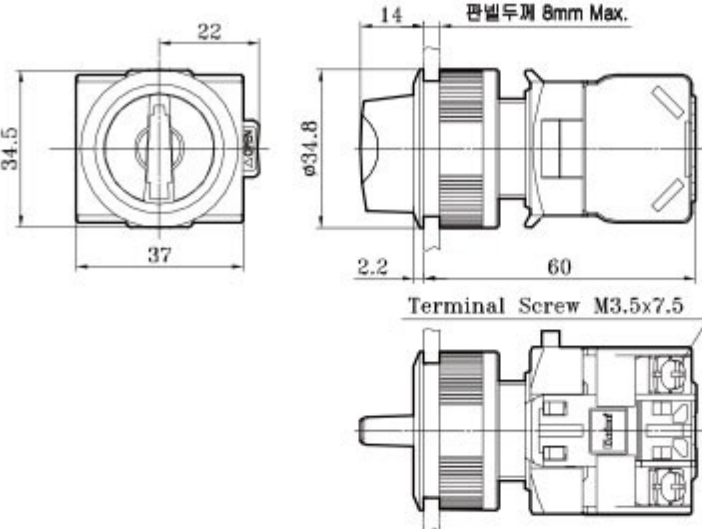
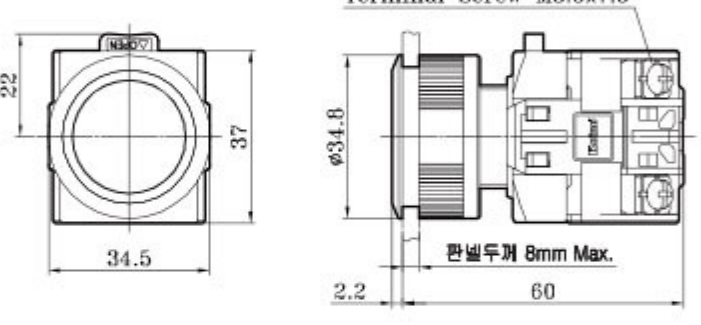
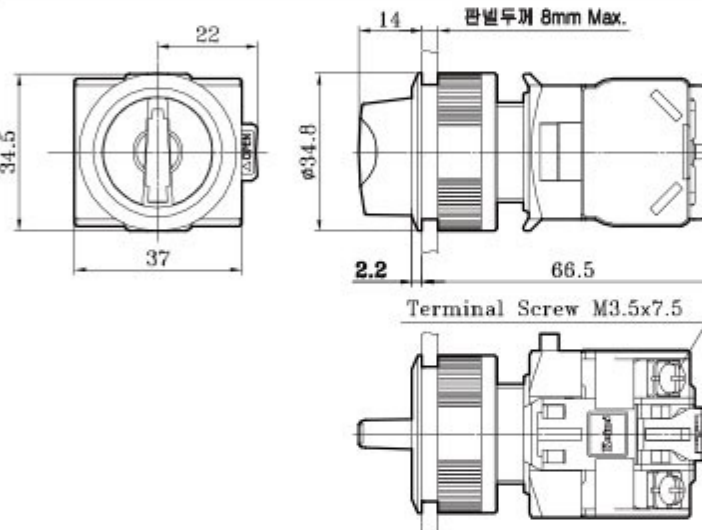
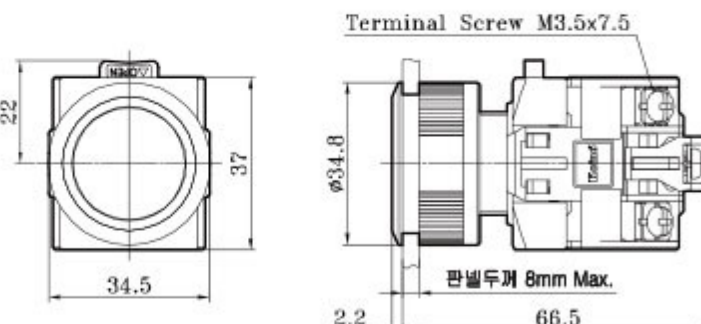
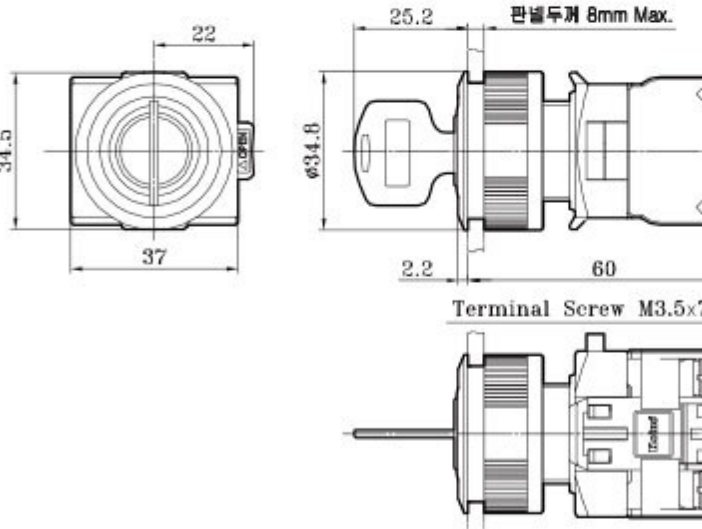
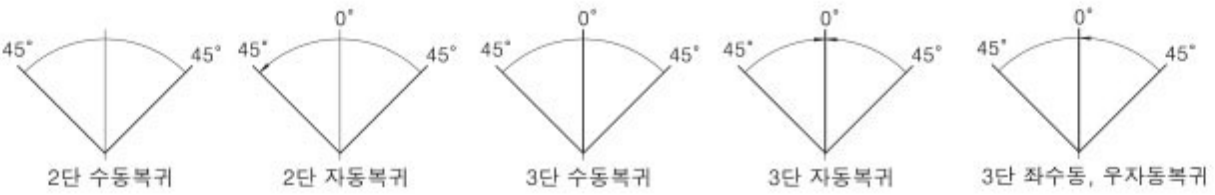
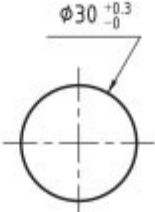


NF30-L/NF30W-L(조광형)	NF30-S/NF30W-S(비조광형)
 <p>Terminal Screw M3.5x7.5</p> <p>판넬두께 8mm Max.</p>	 <p>판넬두께 8mm Max.</p> <p>Terminal Screw M3.5x7.5</p>
NF30-P/NF30W-P(비조광형)	NF30-S/NF30W-S(조광형)
 <p>Terminal Screw M3.5x7.5</p> <p>판넬두께 8mm Max.</p>	 <p>판넬두께 8mm Max.</p> <p>Terminal Screw M3.5x7.5</p>
NF30-B/NF30W-B(조광형)	NF30-K/NF30W-K(비조광형)
 <p>Terminal Screw M3.5x7.5</p> <p>판넬두께 8mm Max.</p>	 <p>판넬두께 8mm Max.</p> <p>Terminal Screw M3.5x7.5</p>
NF30-S, NF30-K(조작범위)	
 <p>2단 수동복귀 2단 자동복귀 3단 수동복귀 3단 자동복귀 3단 좌수동, 우자동복귀</p>	
판넬가공치수	
 <p>Panel Cut Size</p>	