

PART2

TOWER LIGHT



TOWER LIGHT

TOWER LIGHT

TOWER LIGHT



CLASSIFICATION

KTL 40 L CFB - RYG - 3C D
 ① ② ③ ④ ⑤ ⑥

① DIAMETER	40	Ø40
① DIAMETER	60	Ø60
② LAMP	L	LED
③ FUNCTIONS	NONE	Continuous only
③ FUNCTIONS	CF	Continuous & Flashing
③ FUNCTIONS	B	Buzzer
③ FUNCTIONS	CFB	Continuous, Flashing & Buzzer
④ LAMP COLOR	Red, Yellow, Green, Blue, Clear	
⑤ INPUT VOLTAGE	3C	AC/DC 24V
	3A	AC 100-240V
⑥ MOUNTING	D	Direct mount without bracket
	H	Horizontal bracket (100mm, 200mm, 300mm)
	P	Direct bracket (100mm, 200mm, 300mm)
	V	Vertical bracket (100mm, 200mm, 300mm)

Technical Information

	KTL40L-3C	KTL40L-3A	KTL60L-3C	KTL60L-3A
INPUT VOLTAGE	24V AC/DC	100-240VAC	24V AC/DC	100-240VAC
CURRENT LED (1 UNIT)	R, Y: 25mA G, B, W: 23mA		R, Y: 50mA G, B, W: 25mA	
Buzzer	40mA			
Power Supply	360mA			
Flashing Frequency	90/m			
Sound Pressure (1m)	75dB/m			
Certificates	CE : EN 60598-1 / 60598-2-1 / 61347-1 / 60825			

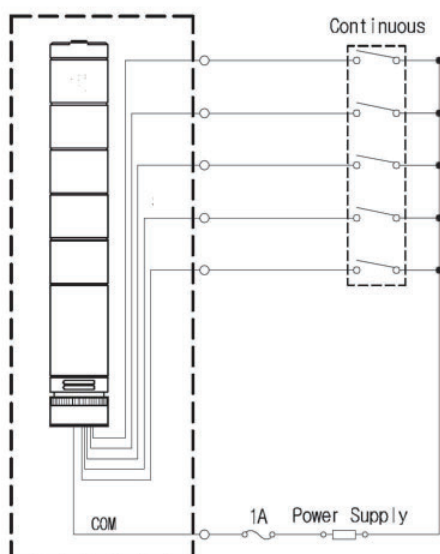
TOWER LIGHT

Wiring

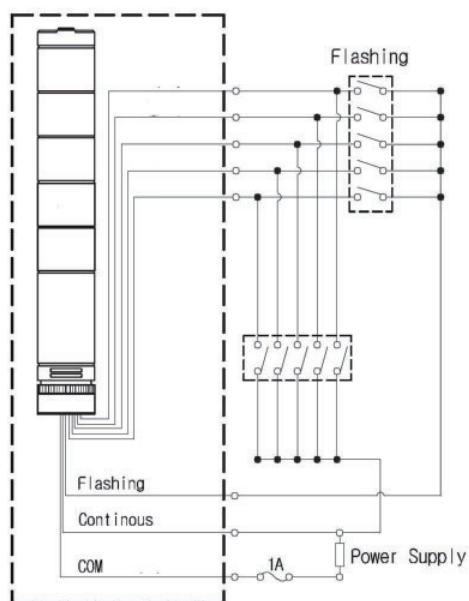
Red Stack	Red Line	Clear Stack	White Line
Yellow Stack	Yellow Line	Power KTL40L/60L-3C KTL40L/60L-3A	Brown/BK (AWG22)
Green Stack	Green Line		BK/White (AWG18)
Blue Stack	Blue Line	Continous	Brown Line
Buzzer(Continuous)	Orange Line	Flashing	Grey Line
Buzzer (Long Flicker)	Cyan Line	Buzzer3 (Short Flicker)	Purple Line

Circuit Diagram

Continuous Type



Continuous Flashing Type



SQUARE
LIGHT

TOWER
LIGHT

BUZZER

TIMER &
COUNTER

RELAY

SOCKETS

TERMINAL
BLOCKS

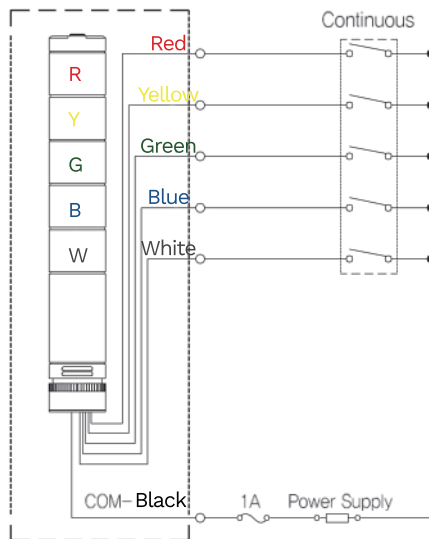
CONTROL
BOX

TOWER LIGHT

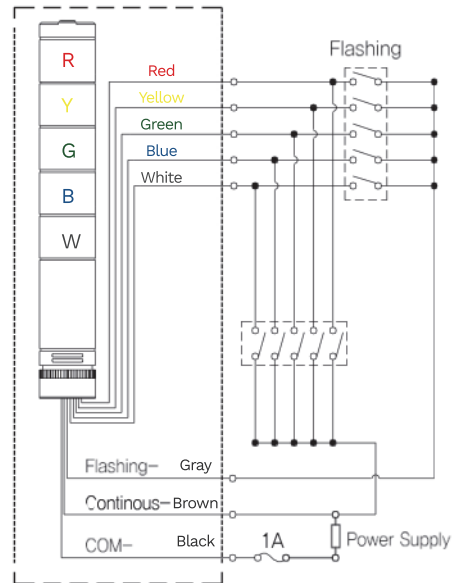
Circuit Diagram

KTL40L/60L-3C (24V AC/DC)

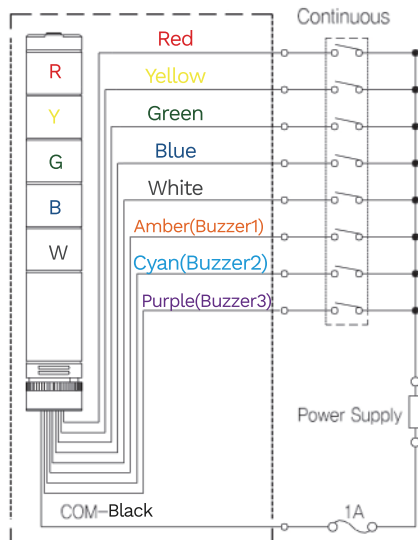
Continuous Type



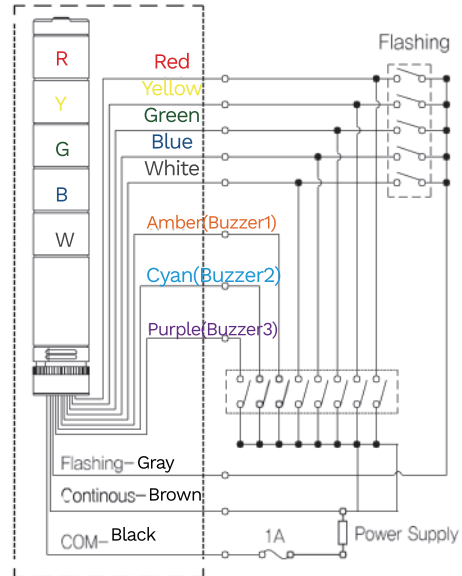
Continuous Flashing Type



Continuous Buzzer Type



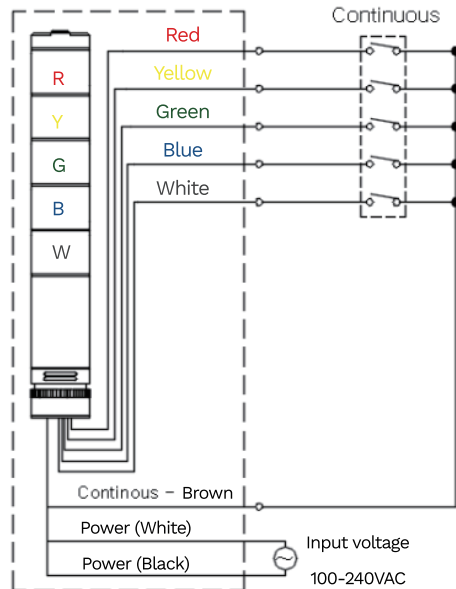
Continuous Flashing Buzzer Type



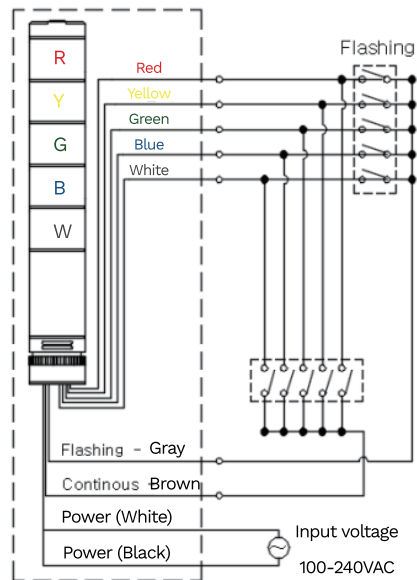
■ CAUTION! DO NOT CONNECT GRAY AND POWER LINES TOGETHER

KTL40L/60L-3A (100~240VAC)

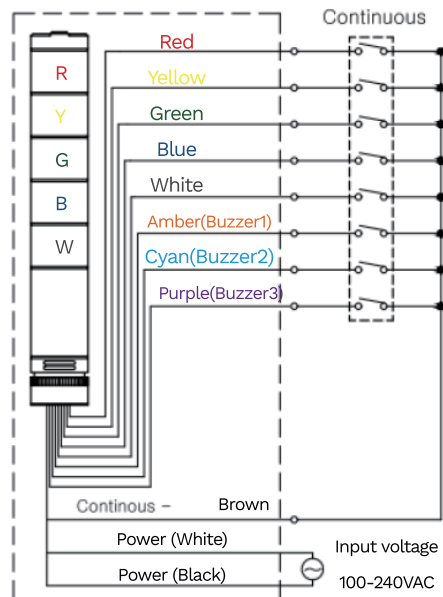
Continuous Type



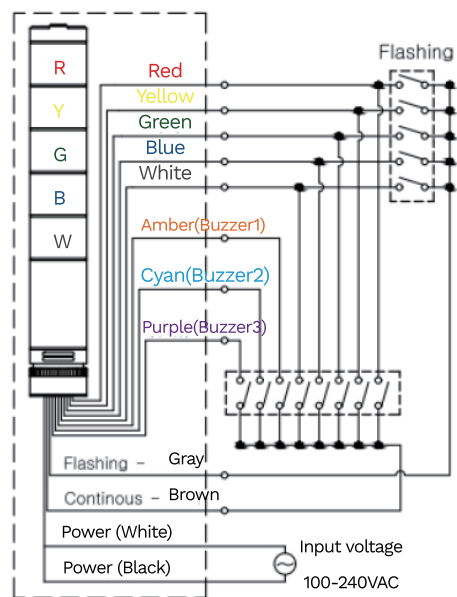
Continuous Flashing Type



Continuous Buzzer Type



Continuous Flashing Buzzer Type



■ CAUTION! DO NOT CONNECT GRAY AND BROWN LINES TOGETHER
POWER LINE: 18AWG

SQUARE
LIGHT

TOWER
LIGHT

BUZZER

TIMER &
COUNTER

RELAY

SOCKETS

TERMINAL
BLOCKS

CONTROL
BOX

Dimension

